

**TY\*ABLE™ CABLE TIES**

**TIE MOUNTS**

ABLE Part No.	Square Size		Screw Size	Accepts Tie Size	Fig
	IN.	MM.			
<b>SINGLE SCREW -4 WAY ENTRY MT.</b>					
C-DMP	1	25.4	6	M, I	1
<b>SCREW/ADHESIVE -4 WAY ENTRY MT.</b>					
C-DMPA	1	25.4	6	M, I	1
<b>DOUBLE SCREW -4 WAY ENTRY MT.</b>					
C-MP-1	0.75	19.1	4	M, I	2
C-MP-4	1.00	25.40	6	M, I, S	2A
C-MP-2	1.12	26.40	8	M, I, S	2
C-MP-3	1.50	38.1	8	ALL	2
<b>SCREW / ADHESIVE -4 WAY ENTRY MT.</b>					
C-MP-1A	0.75	19.1	-	M, I	2B
C-MP-4A	1.00	25.40	6	M, I, S	2A
C-MP-2A	1.12	26.40	8	M, I, S	2
C-MP-3A	1.50	38.1	8	ALL	2
<b>SINGLE SCREW -2 WAY ENTRY MT.</b>					
C.MP	1.12	28.4	8	M,I,S	3
<b>SINGLE SCREW/ADHESIVE -2 WAY ENTRY MT.</b>					
C-MPA	1.12	28.4	8	M,I,S	3
<b>LOW PROFILE MT.</b>					
C-MLP-1	N/A	N/A	2	M	4
C-MLP-2	N/A	N/A	8	M, I, S	4

<b>SQUARE CRADLE MT.</b>					
C-CM-1	N/A	N/A	4	M	5
C-CM-2	N/A	N/A	6	M	5
C-CM-3	N/A	N/A	8	M, I, S	5
C-CM-4	N/A	N/A	10	S, HD	5
C-CM-5	N/A	N/A	1/4" hole	S, HD	5
<b>ANCHOR MT.</b>					
C-AM-1	N/A	N/A	6 or 8	M, I, S	6
C-AM-2	N/A	N/A	8 or 10	M, I, S	6
<b>PUSH MT.</b>					
C-PM-1	N/A	N/A	1/4" hole	M, I, S	7
<b>RECTANGULAR CRADLE MT.</b>					
C-MC-2	N/A	N/A	10	HD, ExHd	8
<b>MASONRY MT.</b>					
C-MM-0	N/A	N/A	3/16" hole	M, I, S	9
C-MM-1	N/A	N/A	1/4" hole	S-ExHd	9

STANDARD COLORS: NATURAL. Also available in black.

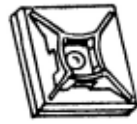


fig.1

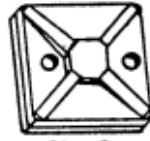


fig 2



fig.2A



fig.2B



fig.3



fig.4

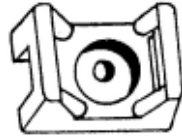


fig.5

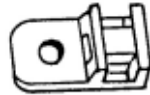


fig.6

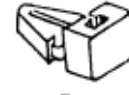


fig.7



fig.8



fig.9